
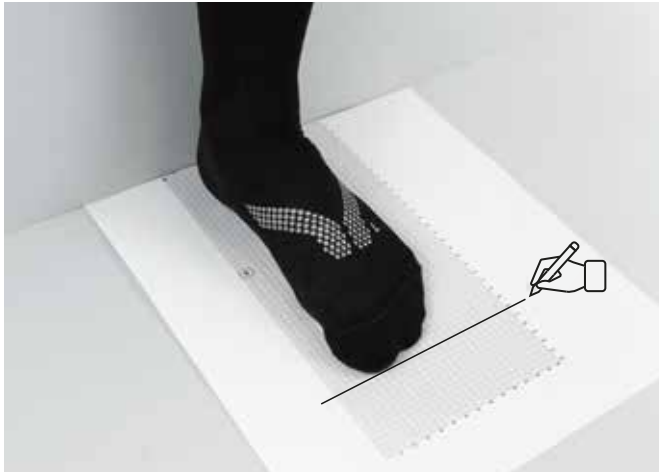


SHOE SIZING GUIDE

MEASURE THE LENGTH AND WIDTH



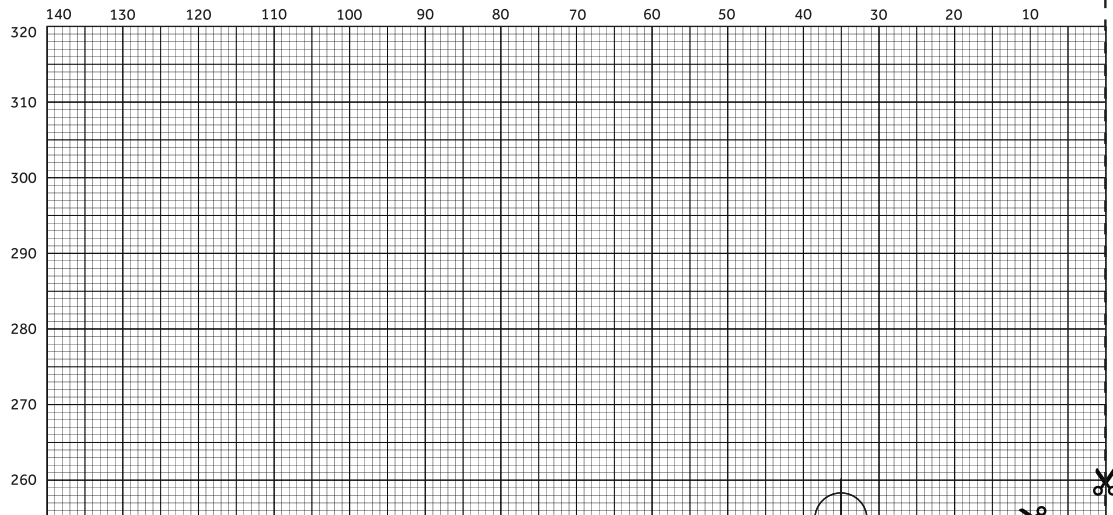
1. Lean your heels against the wall to measure the length of your foot, or the outside of your foot, on top of the piece of paper with one side aligned with the wall.

2. Draw a mark in front of the toe furthest from the wall to measure the length, or the widest part of the foot to measure the width (you may need to get help) and measure the distance from the wall.

3. Repeat the process for the other foot and compare the measurements to our chart to find the correct measurement.

EU SIZE	LENGTH mm	WIDTH mm	US	UK
37	230	88,8	5 1/4	4 1/4
37,5	240	90	5 1/2	4 1/2
38	240,5	90,3	6	5
38,5	241	91,5	6 1/4	5 1/4
39	250	92,2	6 3/4	5 3/4
39,5	251	93,1	7	6
40	254	94,1	7 1/2	6 1/2
40,5	259	95,1	8	7
41	260	95,9	8 1/4	7 1/4
41,5	264	97	8 3/4	7 3/4
42	268	97,5	9	8
42,5	270	98,2	9 1/2	8 1/2
43	274	99,3	9 3/4	8 3/4
43,5	278	100	10 1/4	9 1/4
44	280	100,8	10 3/4	9 3/4
44,5	284	101,7	11	10
45	288	102,4	11 1/2	10 1/2
45,5	290	103,9	11 3/4	10 3/4
46	294	104	12 1/4	11 1/4
47	301	106	13	12
48	309	107	13 3/4	12 3/4

1

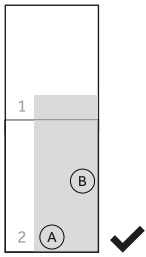
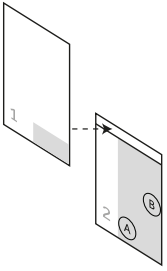


PREPARE THE TOOL



HAVE YOU PRINTED IT CORRECTLY?
Make sure you set your printer at 100% scale (actual size). Compare the scale below with a ruler. They should correspond.

MERGE SHEET 1 WITH SHEET 2



2

250
240
230
220
210
200
190
180
170
160
150
140
130
120
110
100
90
80
70
60
50
40
30
20
10

